


## Country Overview

**Country:** Morocco  
**Capital:** Rabat  
**Currency:** Moroccan dirham (MAD) 1 USD = 9.10 Moroccan dirham  
**Official language:** Arabic / Tamazight  
**Continent:** Africa  
**Country land area:** 710,850 km<sup>2</sup>  
**Government:** democratic, social parliamentary constitutional monarchy  
**King of the kingdom of Morocco:** Mohammed VI since 1999



## Facts and Figures



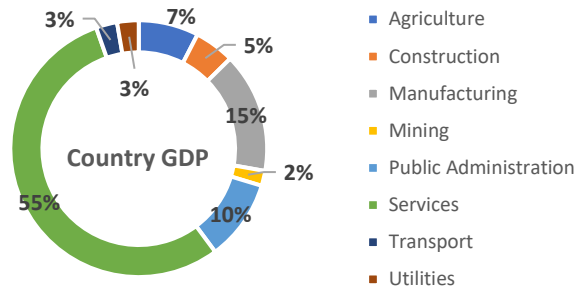
**Population**  
37.0 million



**GDP (PPP)**  
\$376.9 billion



**GDP (3-year average growth rate)**  
3.4%



**Unemployment**  
9.1%



**GDP Per Capita**  
\$10,181



**Inflation (CPI)**  
6.1%

- The **top exports** of Morocco are **Vehicles other than railway, tramway, Electrical, electronic equipment, Fertilizers, Articles of apparel, not knit or crocheted, and Edible vegetables and certain roots and tubers**, exporting mostly to **Spain, France, Italy, UK and Germany**.
- The **top imports** of Morocco are **Mineral fuels, oils, distillation products, Electrical, electronic equipment, Vehicles other than railway, tramway, Machinery, nuclear reactors, boilers, and Cereals**, importing mostly from **Spain, China, France, United States, and Turkey**.

Source: <https://www.heritage.org/index>

Source: [tradingeconomics.com](https://tradingeconomics.com)-2023


## Imports & Exports Overview - Bahrain & Morocco

### Bahrain Foreign Trade with Morocco 2024

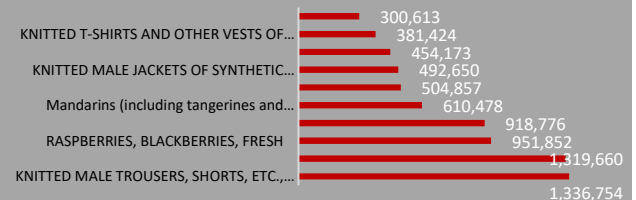
| Non-Oil- USD \$ |               |               |                  |                 |                          |
|-----------------|---------------|---------------|------------------|-----------------|--------------------------|
| Year            | Total Imports | Total Exports | Balance of Trade | Volume of Trade | Volume of Trade % Change |
| 2021            | 11,602,843    | 145,673,705   | 134,070,862      | 157,276,547     | -                        |
| 2022            | 13,602,525    | 239,618,635   | 226,016,110      | 253,221,161     | 61%                      |
| 2023            | 12,712,361    | 190,986,426   | 178,274,065      | 203,698,787     | -20%                     |
| 2024            | 11,650,632    | 215,683,357   | 204,032,725      | 227,333,989     | 11.6%                    |

- 59<sup>th</sup>** largest **import** market for Bahrain (2024)
- 15<sup>th</sup>** largest **export** market for Bahrain (2024)
- Bahrain's imports decreased by **8.3%** (2023-2024)
- Bahrain's exports increased by **13%** (2023-2024)

### Bahrain's Top Exports to Morocco (USD)



### Bahrain's Top Imports from Morocco (USD)



Source: Information and e-Government Authority

## Market Opportunities



Healthcare



ICT



Construction and Infrastructure projects



Automotive



Energy



Aerospace



Transportation

Source: [trade.gov](https://trade.gov)